

# Academic Success Center Cranium Café Student Access

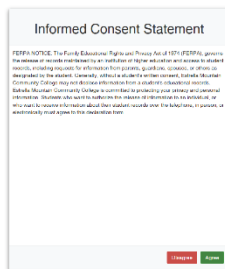
## What is Cranium Cafe?

The Academic Success Center uses Cranium Cafe to conduct virtual tutoring sessions. It allows our tutors to interact with students via video meeting, instant chat, screen sharing, and an interactive whiteboard space. Suggested internet browsers: Chrome or Firefox. Once logged on, remember to turn on your camera and microphone.


Students: There are two ways to access Cranium Café.

### Option 1:

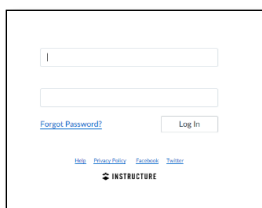
1. Open an internet browser and in the search bar type:  
<https://estrellamountain.craniumcafe.com/login>
2. Click “Agree” on the following screen.



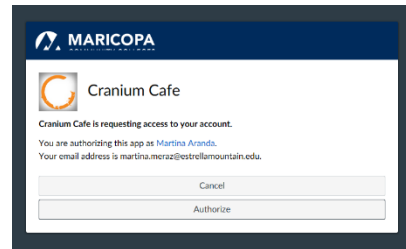
3. Click login with Canvas



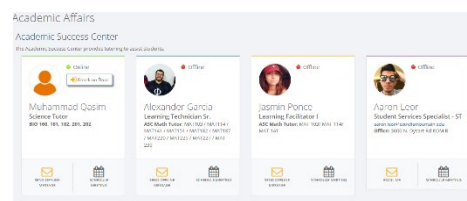
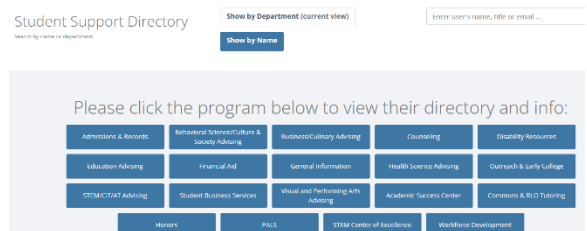
4. Type in your MEID and password on the next screen.



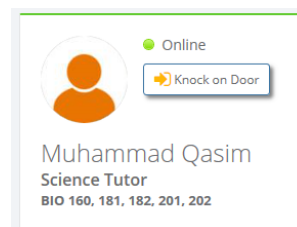
5. Click “Authorize”



6. You will see the Student Support Directory. Click on the “Academic Success Center” button to see the cards of all the tutors.



7. To meet with a tutor you will need to find one that tutors your subject area (MAT, BIO, ENG, etc.). Click “Knock on Door” to enter the tutor’s café area.




# Academic Success Center Cranium Café Student Access

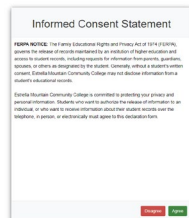
Option 2: Use the link below to access  
Cranium Café.

<https://estrellamountain.craniumcafe.com/group/asc/lobby>

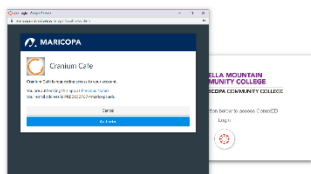
1. Login using your MEID and password.



2. Click “Agree” on the Informed Consent pop-up window.



3. “Authorize” your access.



4. Once you are in the Academic Success Center Lobby, chose the course you are taking.

