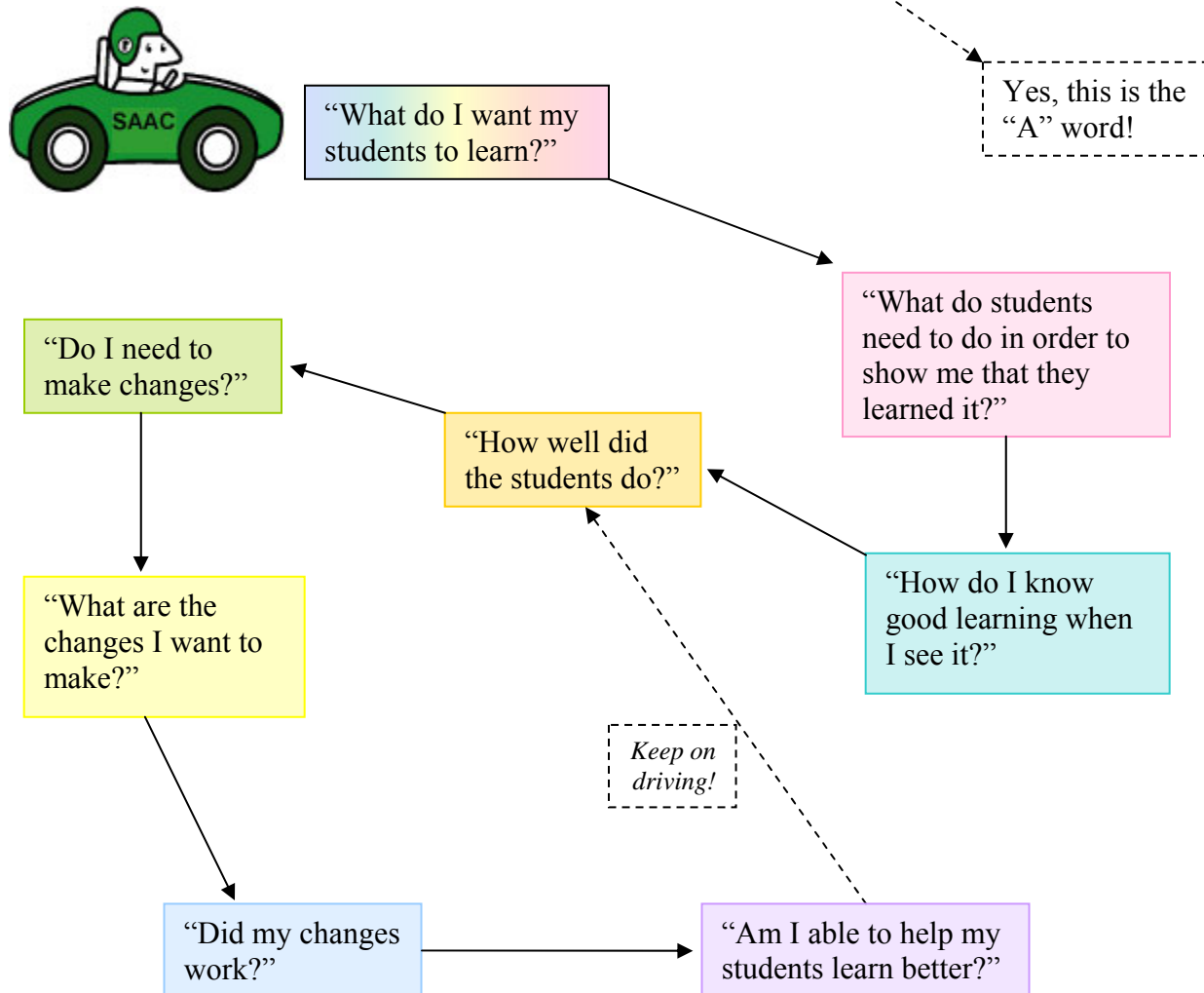


SAAC Made Easy (SAACME*)

Problem: Am I able to help my students learn better?

Solution: Answer and document the following.



Documenting and sharing the answers is what SAAC is all about...the SAAC EZ form helps you document the answers!

* Pronounced "Sack me!"

ESTRELLA MOUNTAIN
COMMUNITY COLLEGE



"Your Success is Our Success"

Copyright © 2004 by Brownen Steele & Steve Boettcher.

All rights reserved.

Address correspondence to:

Steve Boettcher
Estrella Mountain Community College
Avondale, AZ 85323-1000
U.S.A.

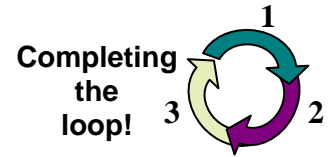


TABLE OF CONTENTS

What is SAACME and why should I care?.....	Page 2
The SAACME Road Map – Step 1	Page 3
The SAACME Road Map – Step 2	Page 5
The SAACME Road Map – Step 3	Page 7
What do I do next?	Page 9

— This page is intentionally blank —

SAAC Made Easy (SAACME*) – because we need another acronym! **



1. Choose a competency or skill you teach in your course.
2. Fill out the SAAC EZ form – just do Step 1 or as many Steps as you can.
3. Email to Steve the completed form, keep a copy for yourself and save it in a file – you could keep it in your SAACME folder if you want.

See! Easy as 1-2-3 (and this is why we call it “Completing the loop!”).

Now, why should you do this? Because we all care about student learning, and helping our students to learn better is part of what we *already* do. But more importantly, you are an expert in your area and you are discovering great ways to help students learn but most of us just don’t write them down. This form will be an easy way to share these wonderful methods with others.



An organization that values its effect on the learning of its students should be able to document the relationship between assessment of and the improvement in student learning! This means we need to complete and document our learning loops which encompass Steps 1-2-3; this is explained in the directions for filling out the SAAC EZ form.

OR



Once you fill out the SAAC EZ form and accumulate them in your SAACME folder you will be amazed at how many incredible ways you are helping your students learn – it is positive feedback for yourself. If you are able to complete all of the Steps, you will feel even better!



Another great thing about the SAAC EZ form is that you can use it for your FEP! Just fill it out and submit it with your FEP form.

Besides, we want to keep SAAC faculty driven. We’ve had some good drivers but we need more drivers and more driving. If we wait too long, we will have to be pushed, pulled or towed – nobody wants to be in that position.

Easygoing faculty member helping to drive SAAC.

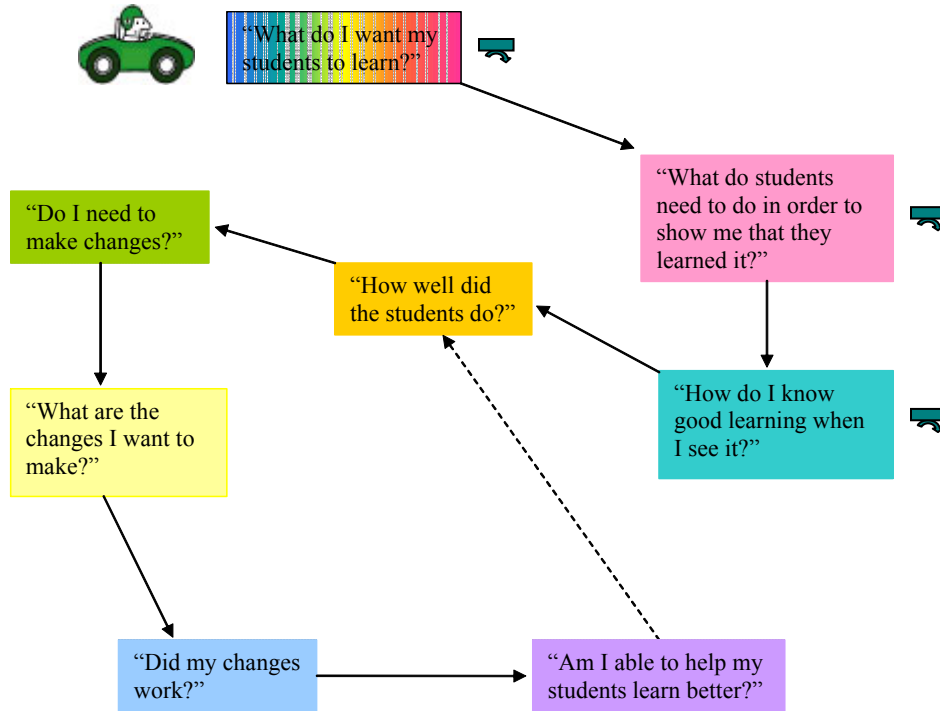


* Pronounced “Sack me!”

** Please note that future communication about SAAC will be indicated by SOS (Support Our SAAC). This is pronounced with each letter individually S-O-S and not as one word as in “sauce.”

The SAACME Road Map – Step 1

Step 1 The information for Step 1 is marked by (🖱️).



The SAACME road map shows us where we need to drive. You may not have the information for Step 2 or 3. That can wait! When we say “just do Step 1 or as many Steps as you can” we really mean it. Just fill out Step 1 and do the rest when you can.

The best part: each Step is only one page!

A blank SAAC EZ form is at <http://www.estrellamountain.edu/academics/saac/course.html>

The SAACME Road Map – Step 1 (cont.)

SAAC EZ Form



Instructor: [Redacted]
Course: [Redacted]
Date: [Redacted]

Competency

“What do I want my students to learn?” Choose a competency or skill you teach in your course from the competencies that are online at district for your course.

To obtain competencies, go to: <http://www.dist.maricopa.edu/academic/curric/cs.php>
Scroll down to **Enter one or more courses...** and enter your course in the left box. Do not put a space in between, for ex: ESL001 not ESL 001. Click and then click on the course from the list that will appear.

Type your response here.

Link to a Student Ability

Identify the **primary** component of critical thinking (*or* communication) involved with this competency. Whatever you choose is right; there is more than one correct answer. (Please pick only one.)

Critical Thinking

- Identifies the problem
- Develops and implements strategies
- Evaluates information
- Reaches conclusions
- Responds to the problem

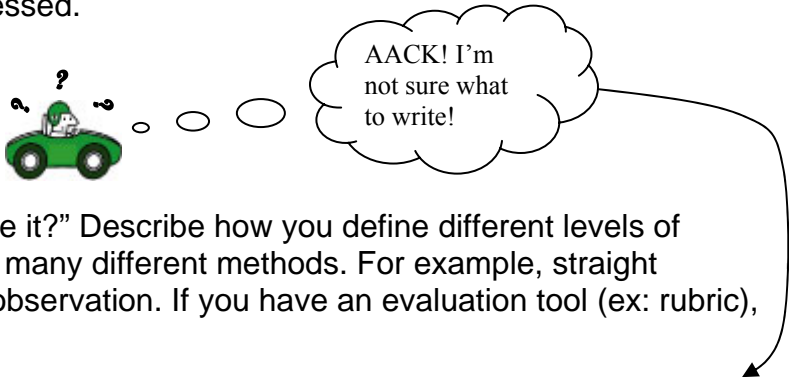
Communication

- Responds to an audience
- Demonstrates a clear sense of purpose
- Organizes information
- Presents information using appropriate language and delivery

Evidence of Understanding

“What do the students need to do to show me that they learned it?” This is how the skill/knowledge will be evaluated or assessed.

Type your response here.




Evaluation Criteria

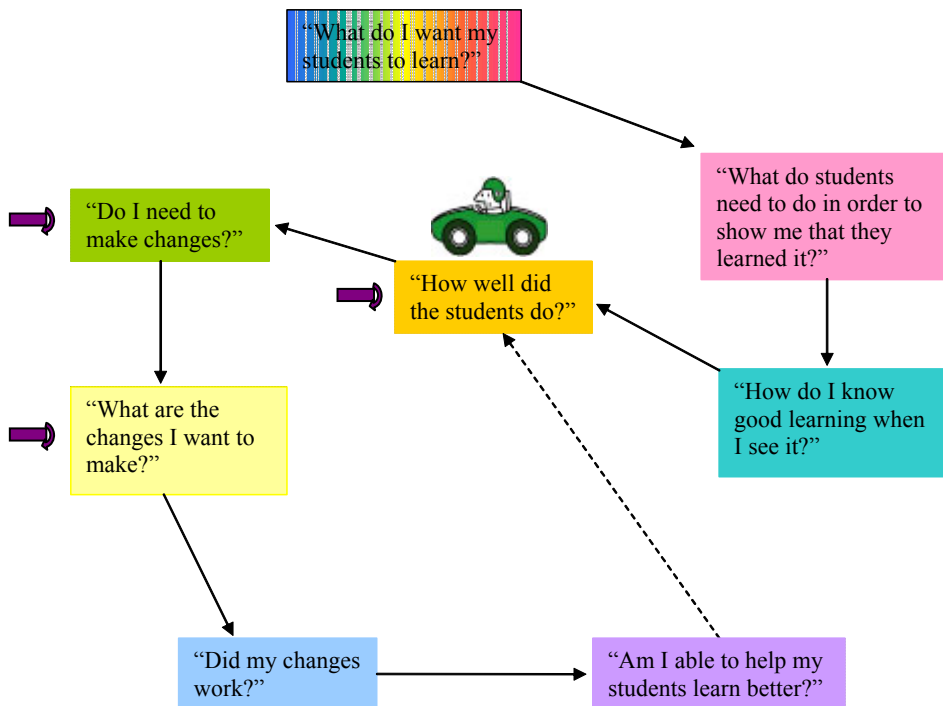
“How do I know good learning when I see it?” Describe how you define different levels of quality. Please note this can be done by many different methods. For example, straight percentage scale, using a rubric or just observation. If you have an evaluation tool (ex: rubric), attach a copy.

Type your response here.

You can see one or more samples at <http://www.estrellamountain.edu/academics/saac/course.html>

The SAACME Road Map – Step 2

Step 2 The information for Step 2 is marked by ().



Step 2 addresses the *results* for Step 1. The results will tell you how the students did, which is important if you want to help students learn better in the future. Any adjustments that you will make can also be described here.

Please make sure to complete Step 2 before proceeding to Step 3.

The SAACME Road Map – Step 2 (cont.)

SAAC EZ Form



Instructor: [Redacted]
Course: [Redacted]
Date: [Redacted]

Results


“How well did the students do?” This can be objective as well as subjective. Please note any concrete data that is helpful. If more space is needed to provide data, simply write it up as a document, attach a copy and make sure it is labeled “Results.”

Type your response here.

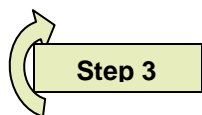

Improvement Plan

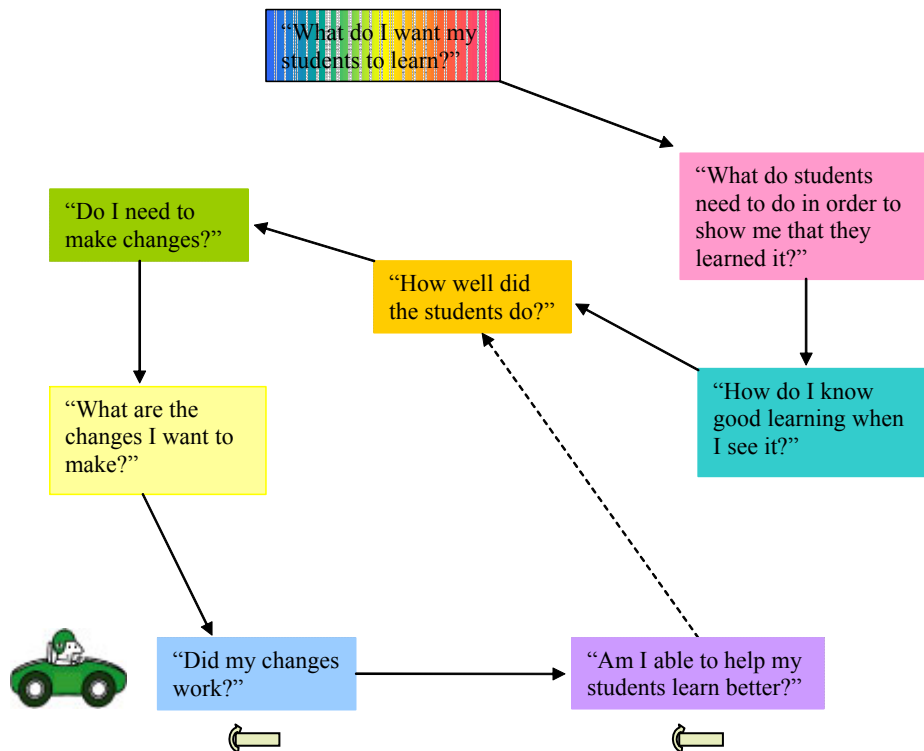
“Do I need to make changes?” and “What are the changes I want to make?” What will you do to help increase the learning if possible? That is, what do you plan to do about the results? Describe any adjustments that you will make.

Type your response here.



The SAACME Road Map – Step 3

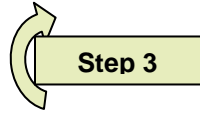
 **Step 3** The information for Step 3 is marked by ().



The third (and final!) Step addresses the *results* for Step 2. This, in turn, may give you additional ideas to help your students learn better. You can create a history of each change and the results of these changes if you revisit Steps 1-2-3 on the SAACME road map and “keep on driving!”

The SAACME Road Map – Step 3 (cont.)

SAAC EZ Form



Instructor: [REDACTED]
Course: [REDACTED]
Date: [REDACTED]

Follow-Up


“Did my changes work?” Briefly describe the changes you made and the results. Did it help increase the learning? Again, this can be objective or subjective. Any concrete data that is helpful should be included as described in Step 2 “Results.”

Type your response here.

Previous Follow-Up(s)

“Am I able to help my students learn better?” Keep a history of the previous change(s) you made and the results (dates are helpful!). If you “Keep on driving!” you will revisit Steps 1-2-3 multiple times because you care about student learning.

Type your response here.




Relax! The “Follow-Up” information now will be added to the “Previous Follow-Up(s)” information next time when you revisit Step 3 in the future.

What do I do next?

1. Choose a competency or skill you teach in your course.
2. Fill out the SAAC EZ form – just do Step 1 or as many Steps as you can.
3. Email to Steve the completed form, keep a copy for yourself and save it in a file – you could keep it in your SAACME folder if you want.
4. Congratulations! You just participated in “assessment” and it wasn’t that painful!

A blank SAAC EZ form is at

<http://www.estrellamountain.edu/academics/saac/course.html>



This is a Round Tuit. Guard it well because tuits are hard to obtain. Especially the round ones. This indispensable item will help you become a more efficient person. For years you have heard people say, "I'll do it as soon as I get a round tuit." Now that you have one, you can accomplish all those things you put off until you got a round tuit.

You can see one or more samples at

<http://www.estrellamountain.edu/academics/saac/course.html>

What do I do next? (cont.)

It may help to keep a "To Do" List for the competencies to monitor your own progress.

My SAAC EZ form "To Do" List (starting today)

Course _____

<input type="checkbox"/> Step 1	<input type="checkbox"/> Email to Steve	Date Completed _____
<input type="checkbox"/> Step 2	<input type="checkbox"/> Email to Steve	Date Completed _____
<input type="checkbox"/> Step 3	<input type="checkbox"/> Email to Steve	Date Completed _____

Competency.

Celebrate Upon Completion!



We appreciate your effect on students... Thank you for "Supporting Your SAAC! (SYS*)"

* Pronounced "SĪS," which rhymes with "nice."