

**Estrella Mountain Community College**

3000 N Dysart Rd, Avondale, Arizona 85392-1000

Distance from ZIP: 5.2 miles from 85340
General information: (623) 935-8000
Website: www.estrellamountain.edu/
Type: 2-year, Public
Awards offered: Less than one year certificate
One but less than two years certificate
Associate's degree
Campus setting: Suburb: Midsize
Campus housing: No
Student population: 9,620 (all undergraduate)
Student-to-faculty ratio: 19 to 1

[View on Google Maps](#)IPEDS ID: 384333
OPE ID: 03156300**GENERAL INFORMATION**

Admissions www.estrellamountain.edu/students/admissions
Financial Aid www.estrellamountain.edu/students/financial-aid
Net Price Calculator www.maricopa.edu/students/tuition-payment-information/net-price-calculators/estrella-mountain-community-college
Tuition Policies for Servicemembers and Veterans www.estrellamountain.edu/students/tuition-and-fees
Disability Services www.estrellamountain.edu/students/disability-resources
Athletic Graduation Rates www.estrellamountain.edu/disclosures

Mission Statementwww.estrellamountain.edu/about/vision-mission-and-values**Federal Aid**

Eligible students may receive Pell Grants and other federal aid (e.g. Direct Loans).

For-credit instruction programs offeredOccupational
Academic**Noncredit education offered**Workforce Education
Recreational/Avocational/Leisure/Personal Enrichment
English as a Second Language**Credit Accepted**Credit for life experiences
Advanced placement (AP) credits**Special Learning Opportunities**Distance education – undergraduate programs offered
Teacher certification (below the postsecondary level)**Student Services**

Academic/career counseling service

Undergraduate students enrolled who are formally registered with office of disability services, Fall 2022
3% or less**High school students enrolled in college courses for credit, 2022-2023**
2,333**Carnegie Classification**

Associate's Colleges: High Transfer-Mixed Traditional/Nontraditional

Religious Affiliation

Not applicable

FACULTY BY PRIMARY FUNCTION, FALL 2022	FULL TIME	PART TIME
Total faculty	106	418
Instructional	104	418
Research and public service	2	0

TUITION, FEES, AND ESTIMATED STUDENT EXPENSES**ESTIMATED EXPENSES FOR FULL-TIME BEGINNING UNDERGRADUATE STUDENTS**

- Beginning students are those who are entering postsecondary education for the first time.

ESTIMATED EXPENSES FOR ACADEMIC YEAR	2020-2021	2021-2022	2022-2023	2023-2024	% CHANGE 2022-2023 TO 2023-2024
Tuition and fees					
In-state	\$2,070	\$2,070	\$2,070	\$2,358	13.9%
Out-of-state	\$7,854	\$7,854	\$7,854	\$8,958	14.1%
Books and supplies	\$1,472	\$1,464	\$1,464	\$1,464	0.0%
Living arrangement					
Off Campus					
Food and Housing	\$9,216	\$8,496	\$10,872	\$10,872	0.0%
Other expenses	\$8,532	\$10,476	\$11,241	\$11,304	0.6%
Off Campus with Family					
Other expenses	\$8,532	\$10,476	\$10,872	\$10,872	0.0%
TOTAL EXPENSES	2020-2021	2021-2022	2022-2023	2023-2024	% CHANGE 2022-2023 TO 2023-2024
In-state					
Off Campus	\$21,290	\$22,506	\$25,647	\$25,998	1.4%
Off Campus with Family	\$12,074	\$14,010	\$14,406	\$14,694	2.0%

ESTIMATED EXPENSES FOR ACADEMIC YEAR

2020-2021

2021-2022

2022-2023

2023-2024

% CHANGE 2022-2023 TO 2023-2024

Out-of-state

Off Campus

Off Campus with Family

\$27,074

\$17,858

\$28,290

\$19,794

\$31,431

\$20,190

\$32,598

\$21,294

3.7%

5.5%

MULTIYEAR TUITION CALCULATOR

Estimate the total tuition and fee costs over the duration of a typical program.

The Cost of Attendance (COA) is based on a weighted average of student living arrangement categories while enrolled.;

ALTERNATIVE TUITION PLANS AND PROMISE PROGRAM

TYPE OF PLAN

OFFERED

Tuition guarantee plan

Prepaid tuition plan

Tuition payment plan

Other alternative tuition plan

X

Does not participate in Promise program

FINANCIAL AID

UNDERGRADUATE STUDENT FINANCIAL AID, 2021-2022

Full-time Beginning Undergraduate Students

Beginning students are those who are entering postsecondary education for the first time.

TYPE OF AID

NUMBER AWARDED AID

PERCENT AWARDED AID

TOTAL AMOUNT OF AID AWARDED

AVERAGE AMOUNT OF AID AWARDED

Any student financial aid¹

Grant or scholarship aid

Federal grants

Pell grants

Other federal grants

State/local government grant or scholarships

Institutional grants or scholarships

Student loan aid

Federal student loans

Other student loans

552

551

549

239

547

6

146

50

50

0

100%

99%

99%

43%

99%

1%

26%

9%

9%

0%

—

\$2,243,247

\$1,956,444

\$1,197,532

\$758,912

\$5,000

\$281,803

\$158,763

\$158,763

\$0

—

\$4,071

\$3,564

\$5,011

\$1,387

\$833

\$1,930

\$3,175

\$3,175

—

¹ Includes students awarded Federal work study aid and aid from other sources not listed above.

All Undergraduate Students

TYPE OF AID

NUMBER AWARDED AID

PERCENT AWARDED AID

TOTAL AMOUNT OF AID AWARDED

AVERAGE AMOUNT OF AID AWARDED

Degree/certificate-seeking

Grant or scholarship aid¹

Pell grants

Federal student loans

Non-degree/non-certificate-seeking

Grant or scholarship aid¹

6,137

2,373

661

1,997

96%

37%

10%

95%

\$18,252,895

\$8,601,209

\$2,298,327

\$2,879,341

\$2,974

\$3,625

\$3,477

\$1,442

¹ Grant or scholarship aid includes aid awarded, from the federal government, state or local government, the institution, and other sources known by the institution.

For more information on Student Financial Assistance Programs or to apply for financial aid via the web, visit [Federal Student Aid](#).

NET PRICE

AVERAGE NET PRICE FOR FULL-TIME BEGINNING STUDENTS

Full-time beginning undergraduate students who paid the in-state or in-district tuition rate and were awarded grant or scholarship aid from federal, state or local governments, or the institution.

2019-2020

2020-2021

2021-2022

Average net price

\$9,659

\$10,724

\$11,420

Full-time beginning undergraduate students who paid the in-state or in-district tuition rate and were awarded Title IV aid by income.

AVERAGE NET PRICE BY INCOME

2019-2020

2020-2021

2021-2022

\$0 – \$30,000

\$8,421

\$8,489

\$9,840

AVERAGE NET PRICE BY INCOME	2019-2020	2020-2021	2021-2022
\$30,001 – \$48,000	\$9,047	\$9,671	\$10,197
\$48,001 – \$75,000	\$11,324	\$11,234	\$12,819
\$75,001 – \$110,000	\$13,177	\$12,984	\$14,698
\$110,001 and more	\$13,456	\$12,905	\$15,686

- Average net price is generated by subtracting the average amount of federal, state/local government, or institutional grant or scholarship aid from the total cost of attendance. Total cost of attendance is the sum of published tuition and required fees (lower of in-district or in-state), books and supplies, and the weighted average for Food and Housing and other expenses.
- Beginning students are those who are entering postsecondary education for the first time.
- Title IV aid to students includes grant aid, work study aid, and loan aid. These include: Federal Pell Grant, Federal Supplemental Educational Opportunity Grant (FSEOG), Academic Competitiveness Grant (ACG), National Science and Mathematics Access to Retain Talent Grant (National SMART Grant), Teacher Education Assistance for College and Higher Education (TEACH) Grant, Federal Work-Study, Federal Perkins Loan, Subsidized Direct or FFEL Stafford Loan, and Unsubsidized Direct or FFEL Stafford Loan. For those Title IV recipients, net price is reported by income category and includes students awarded federal aid even if none of that aid was provided in the form of grants. While Title IV status defines the cohort of student for which the data are reported, the definition of net price remains the same – total cost of attendance minus grant aid.

NET PRICE CALCULATOR

An institution's net price calculator allows current and prospective students, families, and other consumers to estimate the net price of attending that institution for a particular student.

Visit this institution's [net price calculator](#)

www.maricopa.edu/students/tuition-payment-information/net-price-calculators/estrella-mountain-community-college

ENROLLMENT

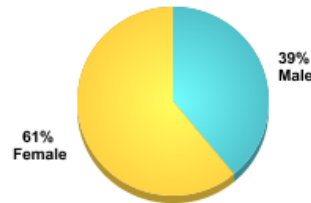
FALL 2022

TOTAL ENROLLMENT (ALL UNDERGRADUATE)	9,620
Undergraduate transfer-in enrollment	614

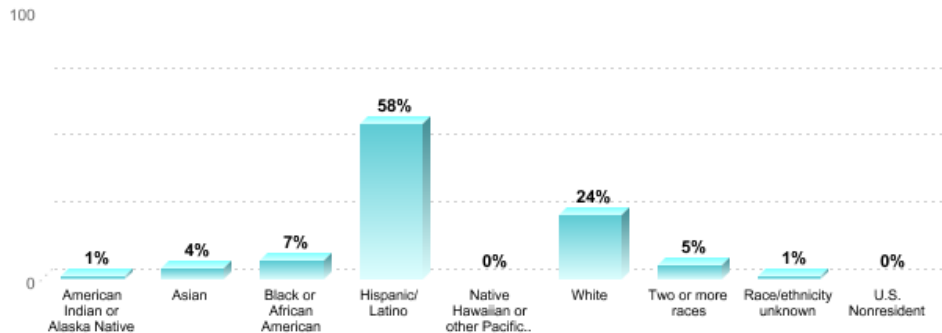
ATTENDANCE STATUS



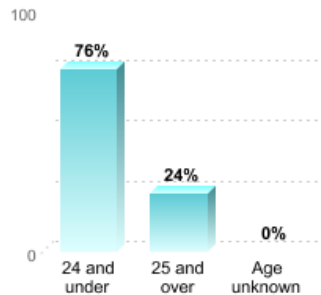
STUDENT GENDER



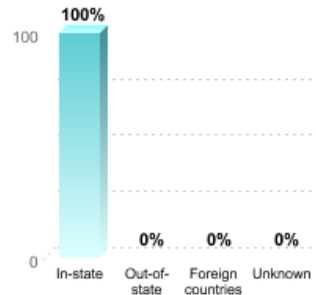
STUDENT RACE/ETHNICITY



UNDERGRADUATE STUDENT AGE



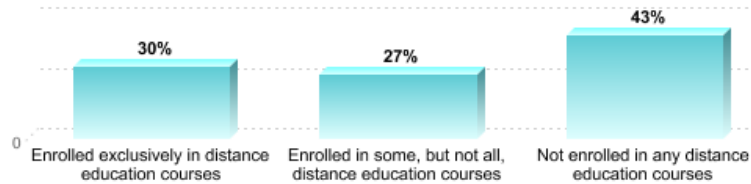
UNDERGRADUATE STUDENT RESIDENCE



- Age data are reported for Fall 2021.
- Residence data are reported for first-time degree/certificate-seeking undergraduates.

UNDERGRADUATE DISTANCE EDUCATION STATUS

100



ADMISSIONS

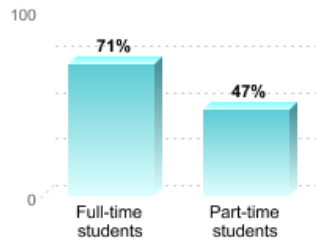
- This institution has an open admission policy. Contact the institution for more information.

RETENTION AND GRADUATION RATES

FIRST-TO-SECOND YEAR RETENTION RATES

Retention rates measure the percentage of first-time students who return to the institution to continue their studies the following fall.

RETENTION RATES FOR FIRST-TIME STUDENTS



Percentage of Students Who Began Their Studies in Fall 2021 and Returned in Fall 2022

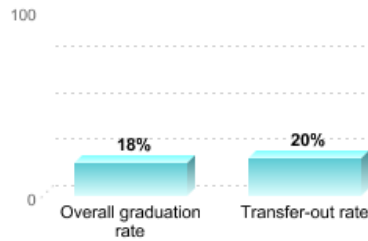
OVERALL GRADUATION RATE AND TRANSFER-OUT RATE

The overall graduation rate is also known as the "Student Right to Know" or IPEDS graduation rate. It tracks the progress of students who began their studies as **full-time, first-time degree- or certificate-seeking students** to see if they complete a degree or other award such as a certificate within 150% of "normal time" for completing the program in which they are enrolled.

Some institutions also report a transfer-out rate, which is the percentage of the full-time, first-time students who transferred to another institution without completing at the current institution.

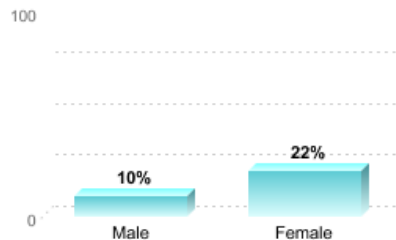
Note that not all students at the institution are tracked for these rates. Students who have already attended another postsecondary institution, or who began their studies on a part-time basis, are not tracked for this rate. **At this institution, 17 percent of entering students were counted as "full-time, first-time" in 2022.**

OVERALL GRADUATION AND TRANSFER-OUT RATES FOR STUDENTS WHO BEGAN THEIR STUDIES IN FALL 2019



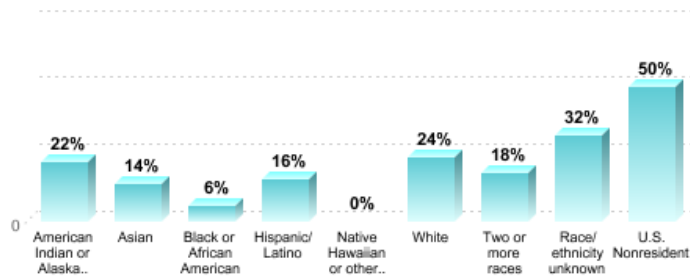
Percentage of Full-time, First-Time Students Who Graduated or Transferred Out Within 150% of "Normal Time" to Completion for Their Program

OVERALL GRADUATION RATE BY GENDER



Percentage of Full-time, First-time Students Who Began Their Studies in Fall 2019 and Graduated Within 150% of "Normal Time" to Completion for Their Program

100

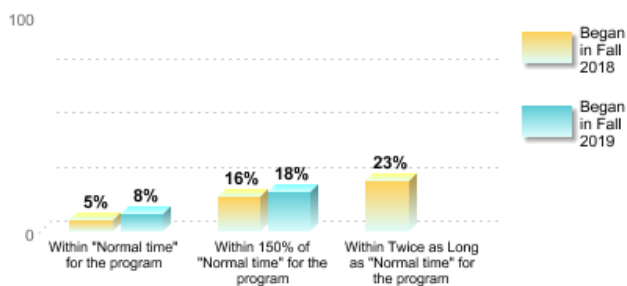


Percentage of Full-time, First-time Students Who Began Their Studies in Fall 2019 and Graduated Within 150% of "Normal Time" to Completion for Their Program

GRADUATION RATES BY TIME TO COMPLETION

Graduation rates can be measured over different lengths of time. "Normal time" is the typical amount of time it takes full-time students to complete their program. For example, the "normal" amount of time for many associate's degree programs is 2 years. Not all students complete within the normal time, so graduation rates are measured by other lengths of time as well, including "150% of normal time" (e.g., 3 years for a 2-year program) and "200% of normal time," or twice as long as the normal time (e.g., 4 years for a 2-year program).

GRADUATION RATES FOR STUDENTS WHO BEGAN THEIR PROGRAM IN FALL 2018 OR FALL 2019, BY TIME TO COMPLETION

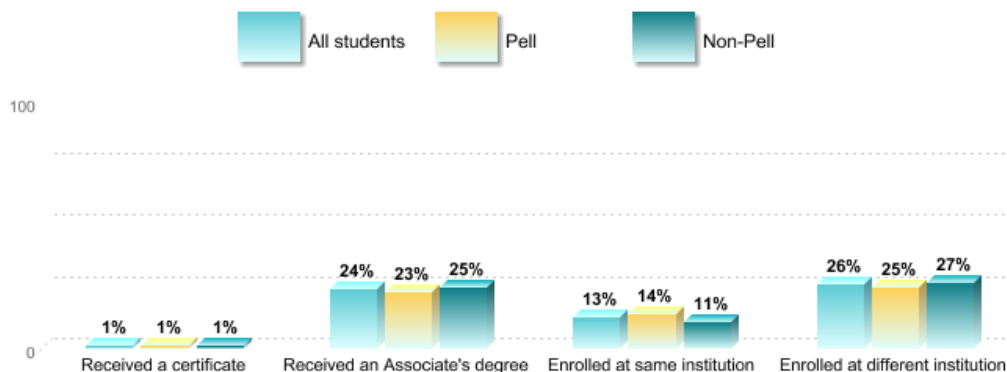


Percentage of Full-time, First-time Students Who Graduated in the Specified Amount of Time

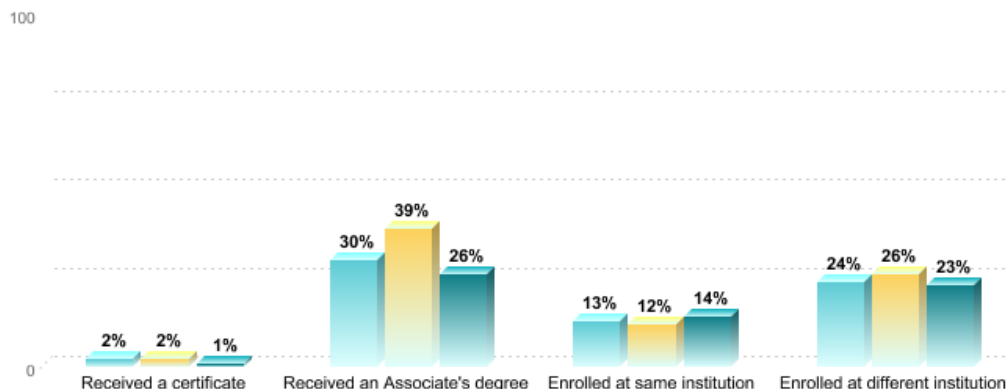
OUTCOME MEASURES

- Alternative measures of student success are reported by degree-granting institutions to describe the outcomes of degree/certificate-seeking undergraduate students who are not only first-time, full-time students, but also part-time attending and non-first-time (transfer-in) students. These measures are also reported for students receiving Pell grants and those students that do not receive Pell grants. These measures provide the 8-year award-completion rates by award level (certificates, associate's and bachelor degrees) after entering an institution. For students who did not earn any undergraduate award after 8-years of entry, the enrollment statuses are reported as either still enrolled at the institution, or subsequently transferred out of the institution. Unlike the Graduation Rates data, all reporting institutions must report on their transfer outs regardless if the institution has a mission that provides substantial transfer preparation.

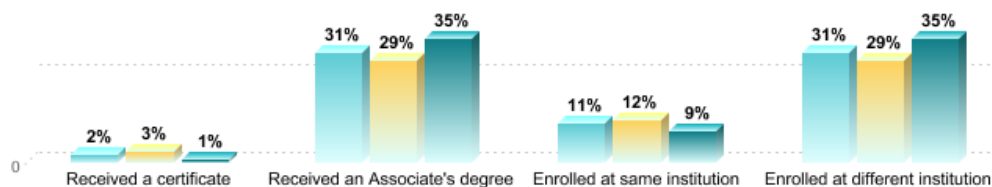
FULL-TIME, FIRST-TIME DEGREE/CERTIFICATE-SEEKING UNDERGRADUATES WHO ENTERED IN 2014-15



PART-TIME, FIRST-TIME DEGREE/CERTIFICATE-SEEKING UNDERGRADUATES WHO ENTERED IN 2014-15

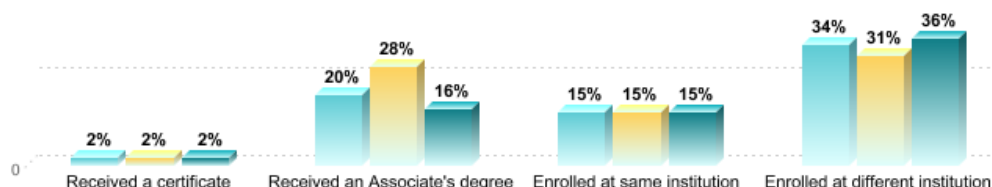


100



PART-TIME, NON-FIRST-TIME DEGREE/CERTIFICATE-SEEKING UNDERGRADUATES WHO ENTERED IN 2014-15

100



PROGRAMS/MAJORS

COMPLETIONS (NUMBER OF AWARDS CONFERRED) 2022-2023

Completions are the number of awards conferred by program and award level.

▼ PROGRAM	<12 WEEK CERTIFICATE	12 WEEK TO <1 YEAR CERTIFICATE	1 TO <2 YEAR CERTIFICATE	ASSOCIATE
Agricultural/Animal/Plant/Veterinary Science and Related Fields				
Food Science	-	-	-	0
Category total	-	-	-	0
Area, Ethnic, Cultural, Gender, and Group Studies				
American Indian/Native American Studies	-	-	-	0
Folklore Studies	0 ^d	-	0 ^d	-
Category total	0^d	-	0^d	0
Biological and Biomedical Sciences				
Biochemistry	-	-	-	0
Biology/Biological Sciences, General	-	-	-	19
Category total	-	-	-	19
Business, Management, Marketing, and Related Support Services				
Accounting	-	4	-	7
Administrative Assistant and Secretarial Science, General	-	1	-	1
Business Administration and Management, General	-	-	-	96
Business/Commerce, General	-	5 ^d	97 ^d	5 ^d
Business/Office Automation/Technology/Data Entry	-	0	-	1
Management Science	-	2	-	-
Marketing Research	-	0	-	-
Organizational Behavior Studies	-	-	-	21 ^d
Organizational Leadership	-	22 ^d	-	-
Retail Management	-	0 ^d	-	0 ^d
Small Business Administration/Management	-	0 ^d	-	-
Category total	-	34^d	97^d	131^d
Communication, Journalism, and Related Programs				
Communication, General	-	-	-	14 ^d

▪ Data shown are for first majors.

▪ (-) Program is not offered at this award level.

▪ ^d identifies programs and award levels that are offered as a distance education program. For program category totals, ^d is shown if one or more programs in the category are offered as a distance education program.

▼ PROGRAM	<12 WEEK TO CERTIFICATE	12 WEEK TO YEAR CERTIFICATE	1 TO <2 YEAR CERTIFICATE	ASSOCIATE
Digital Communication and Media/Multimedia	-	-	-	0
Journalism	-	-	-	2
Category total	-	-	-	16^d
Computer and Information Sciences and Support Services				
Artificial Intelligence	-	0	-	1
Cloud Computing	0	-	-	-
Computer and Information Systems Security/Auditing/Information Assurance	0	9	0	18
Computer Programming, Specific Applications	-	0	-	-
Computer Programming, Vendor/Product Certification	-	0	-	-
Computer Programming/Programmer, General	-	0	-	-
Computer Science	-	-	-	23
Computer Support Specialist	-	11 ^d	-	-
Computer Systems Analysis/Analyst	-	2 ^d	2 ^d	2 ^d
Computer Systems Networking and Telecommunications	0	5 ^d	0	1
Data Entry/Microcomputer Applications, General	-	0	-	-
Data Modeling/Warehousing and Database Administration	-	0	-	-
Information Technology	-	-	-	3
Network and System Administration/Administrator	5 ^d	6 ^d	-	5 ^d
Web Page, Digital/Multimedia and Information Resources Design	-	12 ^d	11 ^d	21 ^d
Category total	5^d	45^d	13^d	74^d
Culinary, Entertainment, and Personal Services				
Baking and Pastry Arts/Baker/Pastry Chef	-	6	-	-
Culinary Arts/Chef Training	-	40	17	21
Category total	-	46	17	21
Education				
Community College Administration	-	0	-	-
Early Childhood Education and Teaching	-	0 ^d	2 ^d	6 ^d
Education/Teaching of the Gifted and Talented	-	0 ^d	-	-
Elementary Education and Teaching	-	-	-	31
Secondary Education and Teaching	-	-	-	4
Category total	-	0^d	2^d	41^d
Engineering				
Pre-Engineering	-	-	-	11
Category total	-	-	-	11
Engineering/Engineering-related Technologies/Technicians				
Automation Engineer Technology/Technician	-	1	-	0
Electrical, Electronic, and Communications Engineering Technology/Technician	-	-	-	1
Electromechanical/Electromechanical Engineering Technology/Technician	-	1	0	0
Engineering Technologies/Technicians, General	-	-	-	1
Industrial Technology/Technician	-	-	-	1
Robotics Technology/Technician	0	-	-	-
Category total	0	2	0	3
English Language and Literature/Letters				
Creative Writing	-	0	-	2
General Literature	-	-	-	3
Category total	-	0	-	5
Family and Consumer Sciences/Human Sciences				
Family and Community Services	-	-	-	0
Human Nutrition	-	-	-	1
Category total	-	-	-	1
Foreign Languages, Literatures, and Linguistics				
Japanese Language and Literature	-	-	-	0
Spanish Language and Literature	-	-	-	0
Category total	-	-	-	0
<ul style="list-style-type: none"> Data shown are for first majors. (-) Program is not offered at this award level. ^d identifies programs and award levels that are offered as a distance education program. For program category totals, ^d is shown if one or more programs in the category are offered as a distance education program. 				

▼ PROGRAM	<12 WEEK CERTIFICATE	12 WEEK TO 1 YEAR CERTIFICATE	1 TO 2 YEAR CERTIFICATE	ASSOCIATE
Health Professions and Related Programs				
Communication Sciences and Disorders, General	-	-	-	4
Community Health and Preventive Medicine	-	-	-	0
Licensed Practical/Vocational Nurse Training	-	-	16	-
Mental Health Counseling/Counselor	-	-	-	4
Nursing Assistant/Aide and Patient Care Assistant/Aide	0	-	-	-
Registered Nursing/Registered Nurse	-	-	-	77
Speech-Language Pathology Assistant	-	-	17 ^d	38 ^d
Category total	0	-	33 ^d	123 ^d
History				
History, General	-	-	-	2 ^d
Category total	-	-	-	2 ^d
Homeland Security, Law Enforcement, Firefighting and Related Protective Services				
Corrections	-	37 ^d	-	-
Criminal Justice/Police Science	-	29 ^d	-	-
Criminal Justice/Safety Studies	-	76 ^d	-	52 ^d
Category total	-	142 ^d	-	52 ^d
Legal Professions and Studies				
Legal Studies	-	-	-	1
Category total	-	-	-	1
Liberal Arts and Sciences, General Studies and Humanities				
General Studies	-	-	-	87 ^d
Humanities/Humanistic Studies	-	-	-	0
Liberal Arts and Sciences/Liberal Studies	-	-	-	349 ^d
Category total	-	-	-	436 ^d
Mathematics and Statistics				
Mathematics, General	-	-	-	5
Category total	-	-	-	5
Mechanic and Repair Technologies/Technicians				
Computer Installation and Repair Technology/Technician	3 ^d	0	-	-
Electrical/Electronics Equipment Installation and Repair Technology/Technician, General	-	1	-	-
Industrial Electronics Technology/Technician	-	14	-	-
Industrial Mechanics and Maintenance Technology/Technician	-	2	-	17
Category total	3 ^d	17	-	17
Multi/Interdisciplinary Studies				
Natural Sciences	-	-	95	-
Sustainability Studies	-	-	-	3
Category total	-	-	95	3
Natural Resources and Conservation				
Environmental Science	-	0	-	-
Category total	-	0	-	-
Parks, Recreation, Leisure, Fitness, and Kinesiology				
Exercise Science and Kinesiology	-	-	-	5
Category total	-	-	-	5
Philosophy and Religious Studies				
Philosophy	-	-	-	0 ^d
Religion/Religious Studies	-	-	-	0
Category total	-	-	-	0 ^d
Physical Sciences				
Astronomy	-	-	-	0
Chemistry, General	-	-	-	0
Geology/Earth Science, General	-	-	-	0
Meteorology	-	-	-	0
Physical Sciences, General	-	-	-	36
<div><div><div></div><div></div><div></div></div><div><div></div><div></div><div></div></div><div><div></div><div></div><div></div></div><div><div></div><div></div><div></div></div><div><div></div><div></div><div></div></div><div><div></div><div></div><div></div></div><div><div></div><div></div><div></div></div><div><div></div><div></div><div></div></div><div><div></div><div></div><div></div></div><div><div></div><div></div><div></div></div><div><div></div><div></div><div></div></div><div><div></div><div></div><div></div></div><div><div></div><div></div><div></div></div><div><div></div><div></div><div></div></div><div><div></div><div></div><div></div></div><div><div></div><div></div><div></div></div><div><div></div><div></div><div></div></div><div><div></div><div></div><div></div></div><div><div></div><div></div><div></div></div><div><div></div><div></div><div></div></div><div><div></div><div></div><div></div></div><div><div></div><div></div><div></div></div><div><div></div><div></div><div></div></div><div><div></div><div></div><div></div></div><div><div></div><div></div><div></div></div><div><div></div><div></div><div></div></div><div><div></div><div></div><div></div></div><div><div></div><div></div><div></div></div><div><div></div><div></div><div></div></div><div><div></div><div></div><div></div></div><div><div></div><div></div><div></div></div><div><div></div><div></div><div></div></div><div><div></div><div></div><div></div></div><div><div></div><div></div><div></div></div><div><div></div><div></div><div></div></div><div><div></div><div></div><div></div></div><div><div></div><div></div><div></div></div><div><div></div><div></div><div></div></div><div><div></div><div></div><div></div></div><div><div></div><div></div><div></div></div><div><div></div><div></div><div></div></div><div><div></div><div></div><div></div></div><div><div></div><div></div><div></div></div><div><div></div><div></div><div></div></div><div><div></div><div></div><div></div></div><div><div></div><div></div><div></div></div><div><div></div><div></div><div></div></div><div><div></div><div></div><div></div></div><div><div></div><div></div><div></div></div><div><div></div><div></div><div></div></div><div><div></div><div></div><div></div></div><div><div></div><div></div><div></div></div><div><div></div><div></div><div></div></div><div><div></div><div></div><div></div></div><div><div></div><div></div><div></div></div><div><div></div><div></div><div></div></div><div><div></div><div></div><div></div></div><div><div></div><div></div><div></div></div><div><div></div><div></div><div></div></div><div><div></div><div></div><div></div></div><div><div></div><div></div><div></div></div><div><div></div><div></div><div></div></div><div><div></div><div></div><div></div></div><div><div></div><div></div><div></div></div><div><div></div><div></div><div></div></div><div><div></div><div></div><div></div></div><div><div></div><div></div><div></div></div><div><div></div><div></div><div></div></div><div><div></div><div></div><div></div></div><div><div></div><div></div><div></div></div><div><div></div><div></div><div></div></div><div><div></div><div></div><div></div></div><div><div></div><div></div><div></div></div><div><div></div><div></div><div></div></div><div><div></div><div></div><div></div></div><div><div></div><div></div><div></div></div><div><div></div><div></div><div></div></div><div><div></div><div></div><div></div></div><div><div></div><div></div><div></div></div><div><div></div><div></div><div></div></div><div><div></div><div></div><div></div></div><div><div></div><div></div><div></div></div><div><div></div><div></div><div></div></div><div><div></div><div></div><div></div></div><div><div></div><div></div><div></div></div><div><div></div><div></div><div></div></div><div><div></div><div></div><div></div></div><div><div></div><div></div><div></div></div><div><div></div><div></div><div></div></div><div><div></div><div></div><div></div></div><div><div></div><div></div><div></div></div><div><div></div><div></div><div></div></div><div><div></div><div></div><div></div></div><div><div></div><div></div><div></div></div><div><div></div><div></div><div></div></div><div><div></div><div></div><div></div></div><div><div></div><div></div><div></div></div><div><div></div><div></div><div></div></div><div><div></div><div></div><div></div></div><div><div></div><div></div><div></div></div><div><div></div><div></div><div></div></div><div><div></div><div></div><div></div></div><div><div></div><div></div><div></div></div><div><div></div><div></div><div></div></div><div><div></div><div></div><div></div></div><div><div></div><div></div><div></div></div><div><div></div><div></div><div></div></div><div><div></div><div></div><div></div></div><div><div></div><div></div><div></div></div><div><div></div><div></div><div></div></div><div><div></div><div></div><div></div></div><div><div></div><div></div><div></div></div><div><div></div><div></div><div></div></div><div><div></div><div></div><div></div></div><div><div></div><div></div><div></div></div><div><div></div><div></div><div></div></div><div><div></div><div></div><div></div></div><div><div></div><div></div><div></div></div><div><div></div><div></div><div></div></div><div><div></div><div></div><div></div></div><div><div></div><div></div><div></div></div><div><div></div><div></div><div></div></div><div><div></div><div></div><div></div></div><div><div></div><div></div><div></div></div><div><div></div><div></div><div></div></div><div><div></div><div></div><div></div></div><div><div></div><div></div><div></div></div><div><div></div><div></div><div></div></div><div><div></div><div></div><div></div></div><div><div></div><div></div><div></div></div><div><div></div><div></div><div></div></div><div><div></div><div></div><div></div></div><div><div></div><div></div><div></div></div><div><div></div><div></div><div></div></div><div><div></div><div></div><div></div></div><div><div></div><div></div><div></div></div><div><div></div><div></div><div></div></div><div><div></div><div></div><div></div></div><div><div></div><div></div><div></div></div><div><div></div><div></div><div></div></div><div><div></div><div></div><div></div></div><div><div></div><div></div><div></div></div><div><div></div><div></div><div></div></div><div><div></div><div></div><div></div></div><div><div></div><div></div><div></div></div><div><div></div><div></div><div></div></div><div><div></div><div></div><div></div></div><div><div></div><div></div><div></div></div><div><div></div><div></div><div></div></div><div><div></div><div></div><div></div></div><div><div></div><div></div><div></div></div><div><div></div><div></div><div></div></div><div><div></div><div></div><div></div></div><div><div></div><div></div><div></div></div><div><div></div><div></div><div></div></div><div><div></div><div></div><div></div></div><div><div></div><div></div><div></div></div><div><div></div><div></div><div></div></div><div><div></div><div></div><div></div></div><div><div></div><div></div><div></div></div><div><div></div><div></div><div></div></div><div><div></div><div></div><div></div></div><div><div></div><div></div><div></div></div><div><div></div><div></div><div></div></div><div><div></div><div></div><div></div></div><div><div></div><div></div><div></div></div><div><div></div><div></div><div></div></div><div><div></div><div></div><div></div></div><div><div></div><div></div><div></div></div><div><div></div><div></div><div></div></div><div><div></div><div></div><div></div></div><div><div></div></div></div>				

▼ PROGRAM	<12 WEEK CERTIFICATE	12 WEEK TO <1 YEAR CERTIFICATE	1 TO <2 YEAR CERTIFICATE	ASSOCIATE
Physics, General	-	-	-	0
Category total	-	-	-	36
Psychology				
Psychology, General	-	-	-	34
Category total	-	-	-	34
Public Administration and Social Service Professions				
Social Work	-	-	-	16 ^d
Category total	-	-	-	16^d
Social Sciences				
Anthropology, General	-	-	-	1
Economics, General	-	-	-	1 ^d
Geography	-	-	-	0
Political Science and Government, General	-	-	-	2
Sociology, General	-	-	-	8 ^d
Category total	-	-	-	12^d
Visual and Performing Arts				
Art/Art Studies, General	-	-	560 ^d	-
Dance, General	-	-	-	1
Drama and Dramatics/Theatre Arts, General	-	0	-	5
Fine/Studio Arts, General	-	-	-	8
Interior Design	-	2	-	-
Music Performance, General	-	-	-	0
Musical Theatre	-	-	-	0
Visual and Performing Arts, General	-	-	-	0
Category total	-	2	560 ^d	14
Grand total	8	288	817	1,078

- Data shown are for first majors.
- (-) Program is not offered at this award level.
- ^d identifies programs and award levels that are offered as a distance education program. For program category totals, ^d is shown if one or more programs in the category are offered as a distance education program.

SERVICEMEMBERS AND VETERANS

Services and Programs for Servicemembers and Veterans

Credit for military training

Dedicated point of contact for support services for veterans, military servicemembers, and their families

Recognized student veteran organization

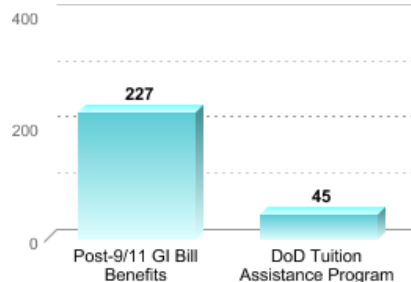
Member of Department of Defense Voluntary Educational Partnership Memorandum of Understanding

Tuition policies specifically for Veterans and Servicemembers

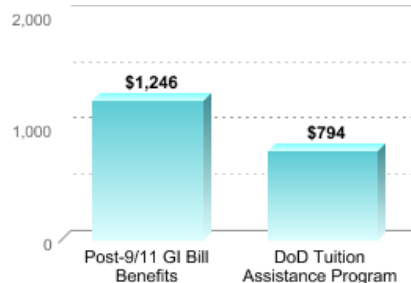
www.estrellamountain.edu/students/tuition-and-fees

EDUCATIONAL BENEFITS, 2021-2022

NUMBER OF STUDENTS RECEIVING BENEFITS/ASSISTANCE

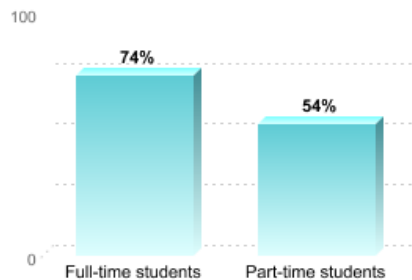


AVERAGE AMOUNT OF BENEFITS/ASSISTANCE DISBURSED THROUGH THE INSTITUTION



RETENTION, GRADUATION, AND TRANSFER-OUT

RETENTION RATES FOR FIRST-TIME, DEGREE/CERTIFICATE EDUCATION BENEFIT USERS



- Retention rate is the percentage of undergraduate students who began their studies in academic year 2013-14 and returned in academic year 2014-15

GRADUATION AND TRANSFER-OUT RATES FOR FIRST-TIME EDUCATION BENEFIT USERS

RATES BY TIME TO COMPLETION	2010-11	2011-12
Graduation rate		
150 percent of normal time	0%	0%
200 percent of normal time	0%	--
Transfer-out rate		
150 percent of normal time	68%	70%
200 percent of normal time	73%	--

- Depending on the program length, graduation and transfer-out rates can be measured over different lengths of time. The academic years, 2010-11 and 2011-12, are the cohort years students entered an institution. "Normal time" is the typical amount of time it takes full-time students to complete their program from the time they entered an institution. For example, the "normal" amount of time (or 100% time) for many associate's degree programs is 2 years. Not all students complete within the normal time, so graduation rates are measured by other lengths of time as well, including "150% of normal time" (e.g., completion within 3 years for a 2-year program) and "200% of normal time," or twice as long as the normal time (e.g., completion within 4 years for a 2-year program).

- (--) not applicable

VARSITY ATHLETIC TEAMS

ATHLETICS PARTICIPATION

- Sanction Body:** NJCAA Division I

VARSITY MEN'S AND WOMEN'S TEAMS	MEN	WOMEN
Golf	6	5
Track and Field, X-Country	7	2

- For further information on varsity athletic teams please visit the [OPE Athletics Home Page](#).

ACCREDITATION

INSTITUTIONAL ACCREDITATION

ACCREDITOR	STATUS	NEXT REVIEW DATE
Higher Learning Commission	Accredited since ⁽¹⁾ 01/01/1997)	08/31/2032

PROGRAMMATIC ACCREDITATION

ACCREDITOR / PROGRAM	STATUS	NEXT REVIEW DATE
Accreditation Commission for Education in Nursing, Inc. – May 6, 2013 Formerly: National League for Nursing Accrediting Commission		
Nursing (ADNUR) - Associate degree programs	Accredited since (06/01/1966)	12/31/2025

- (1) Estimated date
- For more detailed information on accreditation for this institution, including all actions and justification for actions, visit OPE's Database of Accredited Postsecondary Institutions and Programs: ope.ed.gov/dapip/#/institution-profile/158158.

CAMPUS SECURITY AND SAFETY

ON-CAMPUS

Criminal Offenses	2019	2020	2021
a. Murder/Non-negligent manslaughter	0	0	0
b. Negligent manslaughter	0	0	0
c. Rape	0	0	0
d. Fondling	0	0	0
e. Incest	0	0	0
f. Statutory Rape	0	0	0
g. Robbery	0	0	0
h. Aggravated assault	0	0	0
i. Burglary	0	0	0
j. Motor vehicle theft	0	0	2
k. Arson	0	0	0
VAWA Offenses	2019	2020	2021
a. Domestic violence	0	0	0

b. Dating violence	0	0	0
c. Stalking	0	0	0
Arrests	2019	2020	2021
a. Weapons: carrying, possessing, etc.	0	0	0
b. Drug abuse violations	0	0	0
c. Liquor law violations	1	0	0
Disciplinary Actions	2019	2020	2021
a. Weapons: carrying, possessing, etc.	0	0	0
b. Drug abuse violations	0	0	0
c. Liquor law violations	0	0	0
<ul style="list-style-type: none"> The crime data reported by the institutions have not been subjected to independent verification by the U.S. Department of Education. Therefore, the Department cannot vouch for the accuracy of the data reported here. The crime statistics displayed only includes On-Campus data associated with the main campus as listed on College Navigator. For statistics associated with each campus location, off campus data, and for additional information covering Hate Crimes, and Fire statistics see https://ope.ed.gov/campusafety. The On-Campus data do not include incidents that: (a) took place on public property, including thoroughfares, streets, sidewalks, and parking facilities, that is within the campus, or immediately adjacent to and accessible from the campus; (b) took place on any building or property owned or controlled by a student organization that is officially recognized by the institution; or (c) took place on any building or property owned or controlled by an institution that is used in direct support of, or in relation to, the institution's educational purposes, is frequently used by students, and is not within the same reasonably contiguous geographic area of the institution. For more resources on Campus Security, see https://www2.ed.gov/admins/lead/safety/campus.html. 			
COHORT DEFAULT RATES			
THREE-YEAR OFFICIAL COHORT DEFAULT RATES			
FISCAL YEAR	2020	2019	2018
Default rate	0.0%	3.3%	9.0%
Number in default	0	38	115
Number in repayment	1,009	1,149	1,272
<ul style="list-style-type: none"> For further information on default rates please visit the Default Management Home Page. This school's six-digit OPE ID is 031563. 			
AID PROGRAMS			
<ul style="list-style-type: none"> Federal Direct Loan (Direct Loan) 			

English | [Español](#) | [About](#) | [Search Plug-in](#)

[College Navigator Home](#) | [College Costs](#) | [Prepare](#) | [Financial Aid](#) | [Careers](#)

IES NCES National Center for Education Statistics

Explore the Institute of Education Sciences

IES

Home

About

Publications

Data

Funding

News

IES Centers

NCEE

NCER

NCES

Home

About

Programs

Publications

Data

Data Training

School Search

News

Kids' Zone

NCSE

IES Policies and Standards

ED Data Inventory

IES Diversity Statement

NCES Statistical Standards

Peer Review Process

Privacy and Security Policies

Public Access Policy

Contact Us

U.S. Department of Education

Additional Resources

ERIC

Sitemap

Organizational Chart