

American Community Survey

2015–2019 ACS 5-Year Narrative Profile Gila Bend Town, Arizona

Loading 

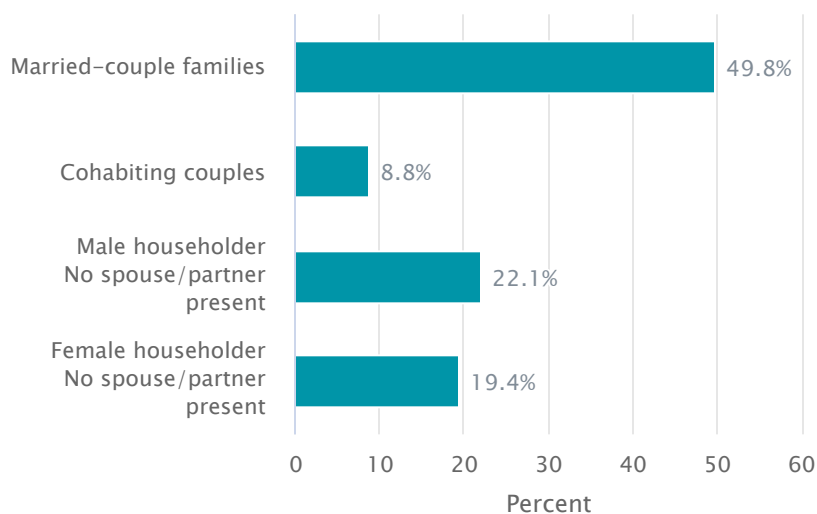
Households and Families

In 2015-2019, there were 625 households in Gila Bend town, Arizona. The average household size was 2.96 people.

Married-couple households made up 49.8 percent of the households in Gila Bend town, Arizona while cohabiting couple households made up 8.8 percent of households. Female householder families with no spouse or partner present and own children under 18 years were 3.2 percent of all households, while 1.9 percent of households were male householder families with no spouse or partner present and own children under 18 years. Of people living alone, 15.0 percent were male householders, and 7.4 percent were female householders, for a total of 22.4 percent of all households.

In Gila Bend town, Arizona, 39.2 percent of all households have one or more people under the age of 18; 24.6 percent of all households have one or more people 65 years and over.

Types of Households in Gila Bend town, Arizona in 2015-2019



Marital status

Among persons 15 and older, 51.7 percent of males and 49.1 percent of females are currently married.

Population 15 years and over	Males	Females
Never married	31.8	33.8
Now married, except separated	51.7	49.1
Separated	2.4	0.0
Widowed	2.5	6.3
Divorced	11.5	10.9

Grandparents and grandchildren

In Gila Bend town, Arizona, 28 grandparents lived with their grandchildren under 18 years old. Of those grandparents, 100.0 percent were responsible for the basic needs of their grandchildren.

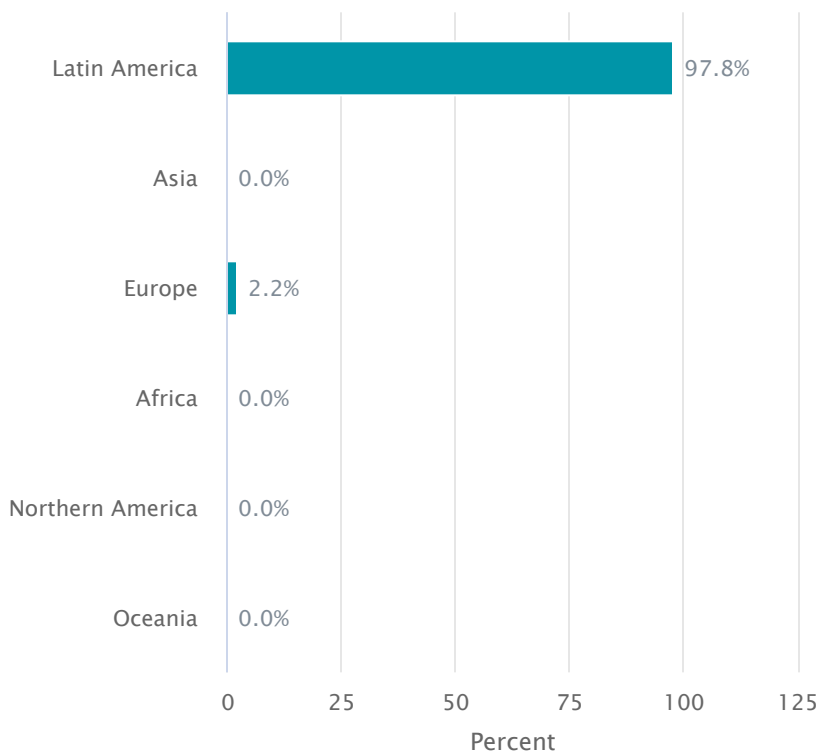
Nativity and Foreign Born

In 2015-2019, an estimated 76.0 percent of the people living in Gila Bend town, Arizona were U.S. natives. 57.3 percent of the Gila Bend town, Arizona population were living in the state where they were born.

Approximately 24.0 percent of Gila Bend town, Arizona residents in 2015-2019 were foreign-born. 34.4 percent of foreign born were naturalized U.S. citizens and an estimated 74.2 percent entered the country before the year 2010.

Foreign-born residents of Gila Bend town, Arizona come from different parts of the world. The bar graph below displays the percentage of foreign born from each world region of birth in 2015-2019 for Gila Bend town, Arizona.

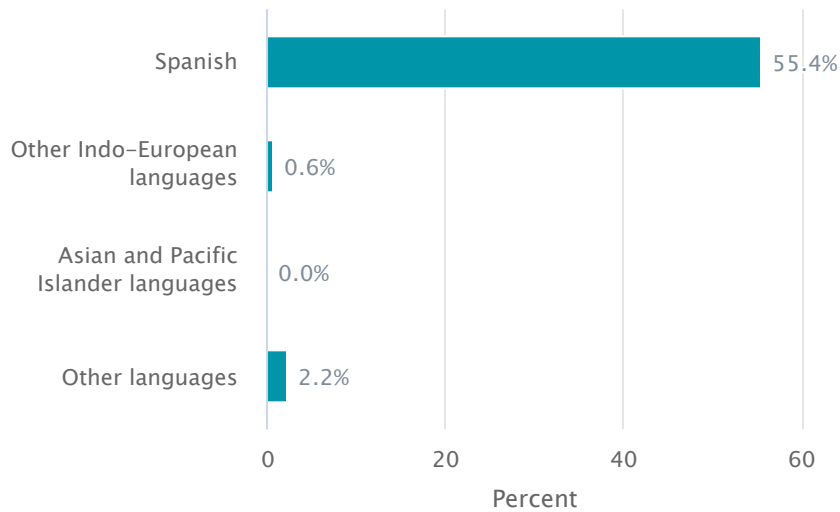
Region of Birth for the Foreign-Born Population in Gila Bend town, Arizona in 2015-2019



Language

Among people at least five years old living in Gila Bend town, Arizona in 2015-2019, 58.2 percent spoke a language other than English at home. Spanish was spoken by 55.4 percent of people at least five years old; 24.7 percent reported that they did not speak English "very well."

Percent of the Population 5 years and over who Speak a Language other than English in Gila Bend town, Arizona in 2015-2019



Geographic Mobility

In 2015-2019, 87.8 percent of the people at least one year old living in Gila Bend town, Arizona were living in the same residence one year earlier.

Geographic Mobility of Residents of Gila Bend town, Arizona in 2015-2019

