

American Community Survey

2015–2019 ACS 5-Year Narrative Profile Tolleson City, Arizona

Loading 

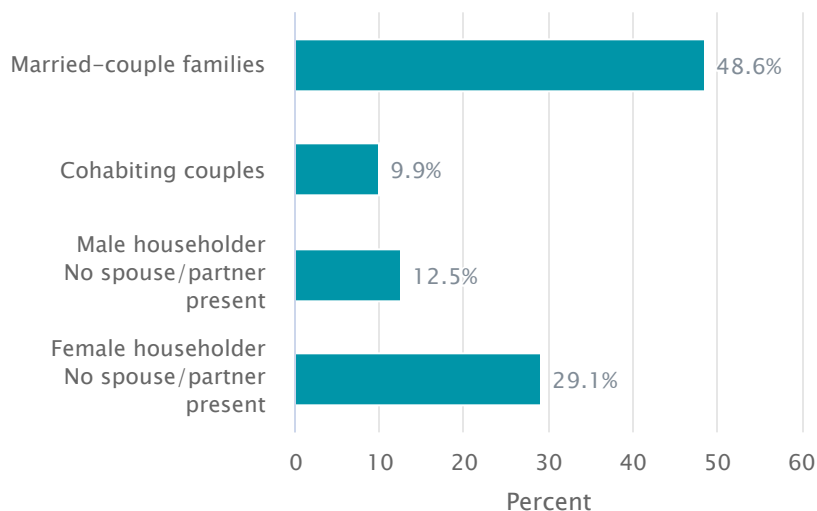
Households and Families

In 2015-2019, there were 2,046 households in Tolleson city, Arizona. The average household size was 3.54 people.

Married-couple households made up 48.6 percent of the households in Tolleson city, Arizona while cohabiting couple households made up 9.9 percent of households. Female householder families with no spouse or partner present and own children under 18 years were 14.5 percent of all households, while 3.9 percent of households were male householder families with no spouse or partner present and own children under 18 years. Of people living alone, 3.0 percent were male householders, and 5.2 percent were female householders, for a total of 8.2 percent of all households.

In Tolleson city, Arizona, 48.5 percent of all households have one or more people under the age of 18; 27.2 percent of all households have one or more people 65 years and over.

Types of Households in Tolleson city, Arizona in 2015-2019



Marital status

Among persons 15 and older, 55.8 percent of males and 44.6 percent of females are currently married.

Population 15 years and over	Males	Females
Never married	32.2	33.7
Now married, except separated	55.8	44.6
Separated	2.5	1.4
Widowed	1.0	7.9
Divorced	8.4	12.4

Grandparents and grandchildren

In Tolleson city, Arizona, 307 grandparents lived with their grandchildren under 18 years old. Of those grandparents, 0.0 percent were responsible for the basic needs of their grandchildren.

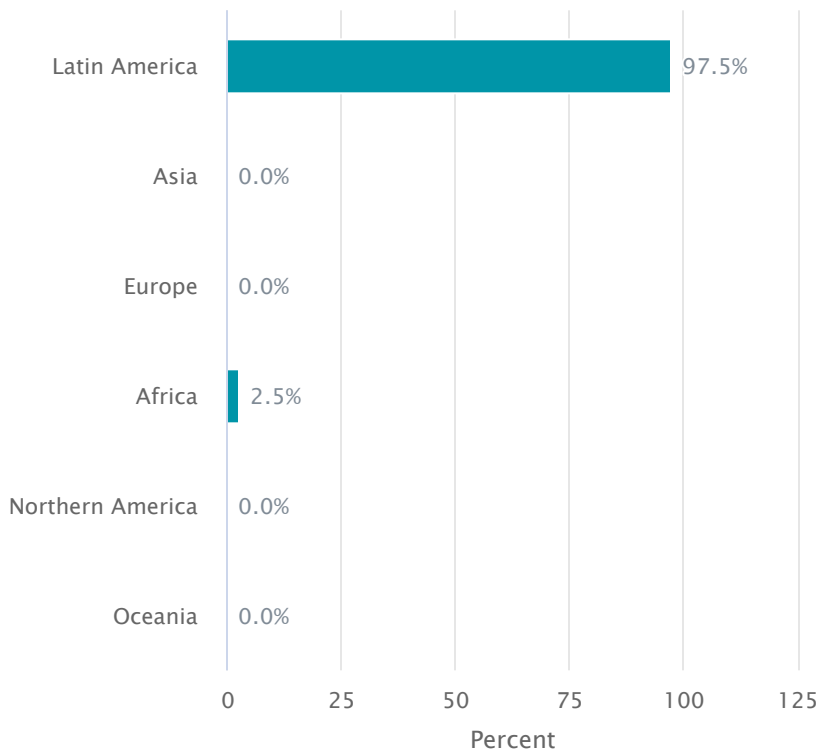
Nativity and Foreign Born

In 2015-2019, an estimated 76.3 percent of the people living in Tolleson city, Arizona were U.S. natives. 52.7 percent of the Tolleson city, Arizona population were living in the state where they were born.

Approximately 23.7 percent of Tolleson city, Arizona residents in 2015-2019 were foreign-born. 45.0 percent of foreign born were naturalized U.S. citizens and an estimated 95.0 percent entered the country before the year 2010.

Foreign-born residents of Tolleson city, Arizona come from different parts of the world. The bar graph below displays the percentage of foreign born from each world region of birth in 2015-2019 for Tolleson city, Arizona.

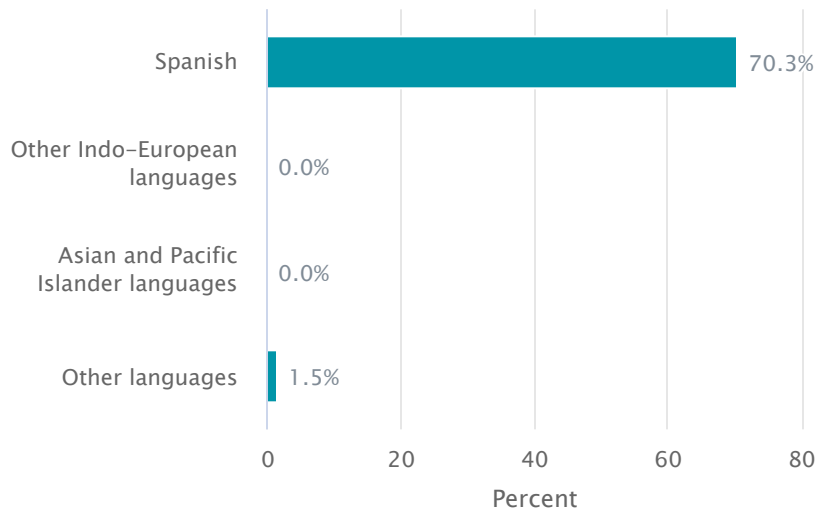
Region of Birth for the Foreign-Born Population in Tolleson city, Arizona in 2015-2019



Language

Among people at least five years old living in Tolleson city, Arizona in 2015-2019, 71.8 percent spoke a language other than English at home. Spanish was spoken by 70.3 percent of people at least five years old; 20.8 percent reported that they did not speak English "very well."

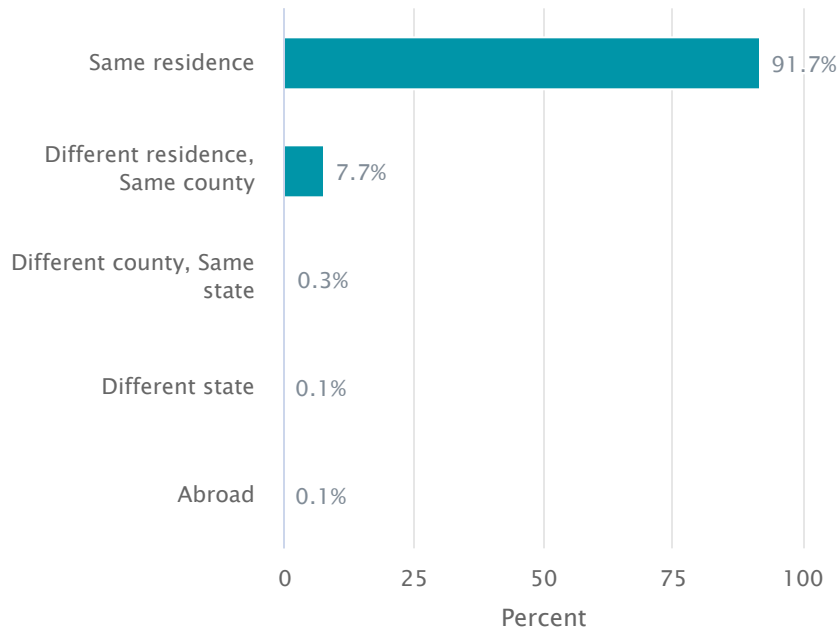
Percent of the Population 5 years and over who Speak a Language other than English in Tolleson city, Arizona in 2015-2019



Geographic Mobility

In 2015-2019, 91.7 percent of the people at least one year old living in Tolleson city, Arizona were living in the same residence one year earlier.

Geographic Mobility of Residents of Tolleson city, Arizona in 2015-2019



Education

In 2015-2019, 72.5 percent of people 25 years and over had at least graduated from high school and 7.5 percent had a bachelor's degree or higher. An estimated 27.6 percent did not complete high school.

The total school enrollment in Tolleson city, Arizona was 1,939 in 2015-2019. Nursery school enrollment was 43 and kindergarten through 12th grade enrollment was
